

Cuprinol



GARDEN *Shades*

THE COLOUR GUIDE





Garden building in Wild Thyme and Country Cream



Keeping your garden wood looking good!

At Cuprinol, we understand that wood is a natural material and as such, it needs to be treated in a special way to protect it and keep it looking good for longer. With over 75 years of expertise and garden woodcare knowledge, our products have all been formulated to work with your garden wood so that it can withstand the elements and stay looking great whatever the weather.



Bring your garden to life with...

GARDEN
Shades

You don't need to have green fingers to have a gorgeous garden! Cuprinol Garden Shades is quick and easy to use and will inject colour, vibrancy and personality into any exterior space.

Lasting Colour & Protection...

Cuprinol Garden Shades can be used on all types of wood in the garden, including sheds, fences, summerhouses, pergolas and garden furniture. As well as adding long lasting colour, Cuprinol Garden Shades also protects the wood from the damaging effects of the weather.

Fast & Easy...

Cuprinol Garden Shades can be sprayed using both the Cuprinol Fence Sprayer and the Cuprinol Power Sprayer, which means that even larger projects such as sheds and fences can be finished in less than a day.

Spoilt for Choice!

Now with 28 beautiful colours to choose from, there will be one that's just right for you - whatever your style! Garden Shades is available in 125ml tester pots, 1 litre, 2.5 litre and 5 litre*.

*In selected colours only

Classic Greens & Creams...

Wild Thyme

Country Cream

Sage

Seagrass

Topiary Green

Pale Jasmine

Willow

These colours can be used in combination to give your garden wood a classic timeless look

Greens and creams are perfect partners and make classic colour combinations in any type of garden. They are easy to use and extremely versatile in transforming basic items into beautiful features or making garden buildings blend seamlessly into their surroundings.




Add extra interest to fencing and arbours by picking out the trellis in a contrasting colour. The trellis on this Wild Thyme Fence has been picked out in Pale Jasmine.



This attractive Country Cream arbour has been finished off with Wild Thyme trellis.

Finish the Look...

Don't forget the inside... smarten up your greenhouse shelves to match the exterior. Here we used Pale Jasmine for a fresh look.



Trellis & Trugs

Don't waste a drop - use any left over Garden Shades to jazz up trugs and planters, like this pretty pair in Country Cream and Willow.

A REAL LIFE PROJECT

A Room with a View...

We used Wild Thyme and Country Cream to create a beautiful garden studio from a neglected wooden building.



Before



The interior was brightened up and we revived some well-loved furniture and accessories to give the finishing touches.



Exterior: Wild Thyme, Interior: Chair and wall in Country Cream, Decking: Cuprinol Ultra Tough Decking Stain in Silver Birch

*A little idea that works well...
Brush on a coat of a darker colour, allow to dry then brush on a lighter colour sparingly to create a distressed paint effect.*

Earthy Greens & Browns...

Maple Leaf™

Old English Green

Willow

Seasoned Oak

Deep Russet

Muted Clay™

Rich Berry

These colours can be used in combination to give your garden a natural rustic look

Luscious and fresh, these greens are inspired by nature's own colours. Choosing colours from this palette will give you a beautiful, organic look - perfect for kitchen gardens.



Shed in Maple Leaf™ with Old English Green stencilling



Tidy up cold frames with a lick of **Garden Shades**. Here Maple Leaf™ has given this cold frame a new lease of life creating a light, bright growing environment...


Leaf Magic...



Stencilling is an effective way of making an ordinary shed look extraordinary. We used a simple leaf stencil to create a subtle, but fun nature-inspired design.

The Better Life

This composter in Muted Clay™ and Seasoned Oak now fits beautifully into its surroundings.



A healthy harvest...these smart trugs have been finished in Summer Damson™ & Maple Leaf™.




This rustic henhouse looks warm and homely in Deep Russet & Seasoned Oak.

A REAL LIFE PROJECT

The Kitchen Garden

This greenhouse was old and neglected but two coats of **Garden Shades** in Old English Green have restored it to its former glory, making a beautiful kitchen garden feature.



The potting table and shelving were also given a makeover to create a completely co-ordinated kitchen garden.

*A little idea that works well...
Treat a variety of trugs and baskets with leftover
Garden Shades to complete your look*



Potting Table: Seagrass
Trugs: Seasoned Oak & Maple Leaf™
Greenhouse: Old English Green

Dusky Pinks & Lavender...

Pinks and lavenders are perfect colours to co-ordinate with the flowers in your garden and add a bit of glamour to garden wood. Two of the new **Garden Shades** colours, Sweet Pea™ and Summer Damson™ have been used to give this tool shed a pretty, feminine touch.

Lavender

Sweet Pea™

Summer Damson™

Muted Clay™

Silver Birch

Somerset Green



Shed exterior in Summer Damson™, shed interior in Sweet Pea™, chair & trug in Willow



This old bistro table and chair were transformed with Summer Damson™, creating a fabulously fashionable dining set.



A Beautiful Welcome

Give your garden gate the welcome factor by adding some colour. We used Lavender to spruce up this picket fence and gate.

These colours can be used in combination to give your garden a romantic look and feel

Relax...

From old to new...this sunlounger was treated in Lavender to create a contemporary new look.




Summer Damson™, Somerset Green and Maple Leaf™ make a pretty feature of this bird table.

A REAL LIFE PROJECT

An Evening Sanctuary...

With a bit of Garden Shades magic we've transformed this gazebo into a wonderful moroccan-inspired evening retreat.



Using Lavender and Beaumont Blue teamed with bright accessories, candles and lanterns, this gazebo has become a true oasis of relaxation.



*A little idea that works well...
Use left over Garden Shades to add a splash of colour to old terracotta flower pots or wooden planters to make them co-ordinate with your colour scheme...*

Cool Summer Blues...

Beaumont Blue

Coastal Mist™

Barleywood

Forget-Me-Not

Oris

Natural Stone

These colours can be used in combination to give your garden wood a contemporary, relaxed look


Our range of blues are designed for any garden style. Whether you like it classic & relaxed or bright and cheerful, the **Garden Shades** range of blues has something to offer for every style.



Picnic Table in Natural Stone & Beaumont Blue



Feature Entrances



The Barleywood gate makes a striking entrance to a colourful garden.



Beaumont Blue and Natural Stone give this stable door and planter classic appeal.

A REAL LIFE PROJECT

Garden Party!

An eclectic collection of old chairs was brought to life with **Garden Shades**, making a stylish addition to any summer party.

Coastal Mist™ and Seagrass co-ordinate beautifully with Beaumont Blue, Country Cream and Wild Thyme, giving a fashionable and cosy vintage feel...

Wooden decking tiles are the perfect way to create an instant floor. These were painted in **Cuprinol Ultra Tough Decking Stain in Silver Birch**. After the party - you can put them away again!



*A little idea that works well...
Paint small squares of MDF, add your guests' names and tie them onto the backs of their chairs with raffia*

Chairs: Seagrass, Country Cream, Wild Thyme and Coastal Mist™
Pergola: Beaumont Blue



This pretty pastel chair was treated in Coastal Mist™, the planter in Coastal Mist™ and Beaumont Blue.



Bird feeders and wildlife houses make great little garden features. This bird feeder is painted in Barleywood and the butterfly house features Coastal Mist™ and Sweet Pea™ with Maple Leaf™ camouflage spots.



Simply Neutrals

Black Ash

Silver Birch

Pale Jasmine

Muted Clay™

Natural Stone

Country Cream


The **Garden Shades** neutral colour palette is totally flexible and designed to fit into any type of garden. Team cool greys or softer stone colours with Black Ash or Silver Birch to create a classic, heritage feel or add an accent colour for an impactful contemporary statement.



Summerhouse in Muted Clay™ & Black Ash, lounge in Black Ash



Using Black Ash with Muted Clay™ will give a truly elegant and stylish look to your summerhouse or arbour.



This Pale Jasmine fence was given a beautiful trellis feature in Silver Birch.

These colours can be used in combination to give a look that is distinctive yet understated...

Stylish Seating



This elegant steamer looks classic in Natural Stone with a Sage side table.




Create a stunning effect by painting trellis in Black Ash against a Country Cream fence panel. A strongly coloured climber finishes off the look.

A REAL LIFE PROJECT

Outdoor Kitchen

Here we've created a stylish, contemporary entertaining area perfect for summer barbecues and entertaining.

Silver Birch and Black Ash look great with modern garden furniture. Summer Damson™ has been used as an accent colour on the fence and shady pergola, adding a bright, stylish feel to the setting.



Fence: Black Ash & Summer Damson™
Kitchen trolley: Muted Clay™
Decking: Cuprinol Ultra Tough Decking Stain in City Stone

*A little idea that works well...
Hang boxes of fresh herbs onto your fence so you
can easily add them to your barbeque dishes...*



Bring your garden to life with...

GARDEN Shades

- Beautiful rich matt colour
- Lasting protection for all types of garden wood
- Quick drying
- Brush or spray application
- Water based

125ml, 1 litre, 2.5 litre, 5 litre*

*5L size available in selected shades only - see colour chart.
Please note: Sizes and colours stocked may vary by retailer.





Shed interior in Country Cream, table & chair in Pale Jasmine

For further inspiration and information...

www.cuprinol.co.uk

The **Cuprinol** website is packed with inspirational ideas and product information and also has more details on all other **Cuprinol** products and services.

Did you know?

You can now order **Garden Shades** mini testers online and get them delivered direct to your door!



The Cuprinol Garden Woodcare Guide



For an easy overview of the **Cuprinol** garden woodcare range and great tips & advice, pick up a **Cuprinol** Garden Woodcare Guide in store or download from www.cuprinol.co.uk.

Is Cuprinol reducing its impact on the environment?

Yes. And we are committed to continuing to do so...

We conduct all of our operations with respect for the environment and we are continually working hard to reduce the impact of what we do by monitoring the environmental impact of everything – from the source of our raw materials to how our products are made, all the way to what happens to the packaging once the product has been used.



'Step Towards Greener' explains our philosophy - in order to maintain the high quality of products we can't change everything overnight, but we are taking bold strides in the right direction.

For more information visit:

www.cuprinol.co.uk/environment



Forests are vital for people, animals and our environment. We support the FSC® to promote responsible management of the world's forests for present and future generations. Always insist on FSC certified wood and paper. www.fsc.org

For more information on the Forest Stewardship Council®, visit

www.fsc-uk.org



Please recycle this guide or pass to a friend when you have finished with it



We continually test our formulations to make sure you're getting the best performing products and highest quality finishes and are always happy to help should you have any questions.

Simply visit our website or call our advice centre:

The Customer Advice Centre

08444 817 817

or visit our website:

www.cuprinol.co.uk

Cuprinol, Wexham Road, Slough, Berkshire SL2 5DS

We have produced product colours as accurately as printing will allow. Unfortunately we cannot guarantee an exact colour match, and the colours contained in this guide should not be relied on as such. The appearance of the actual colour can be affected by the substrate and the texture of the surface. Wherever colour testers are available, please use them on the actual surface to which the product is to be applied before undertaking the application. This will give you a stronger indication of the appearance of the actual colour. If a colour tester is not available, then try the product on a small, inconspicuous area of the surface before undertaking the full application.

The colours marked as new are new to the Cuprinol range in the designated finish, as of February 2011.

Cuprinol, the tree device, the Step Towards Greener logo, Garden Shades, the Cuprinol Wood Preservation Society and all colour names marked TM are trademarks of the AkzoNobel Group.

© Akzo Nobel 2011.